

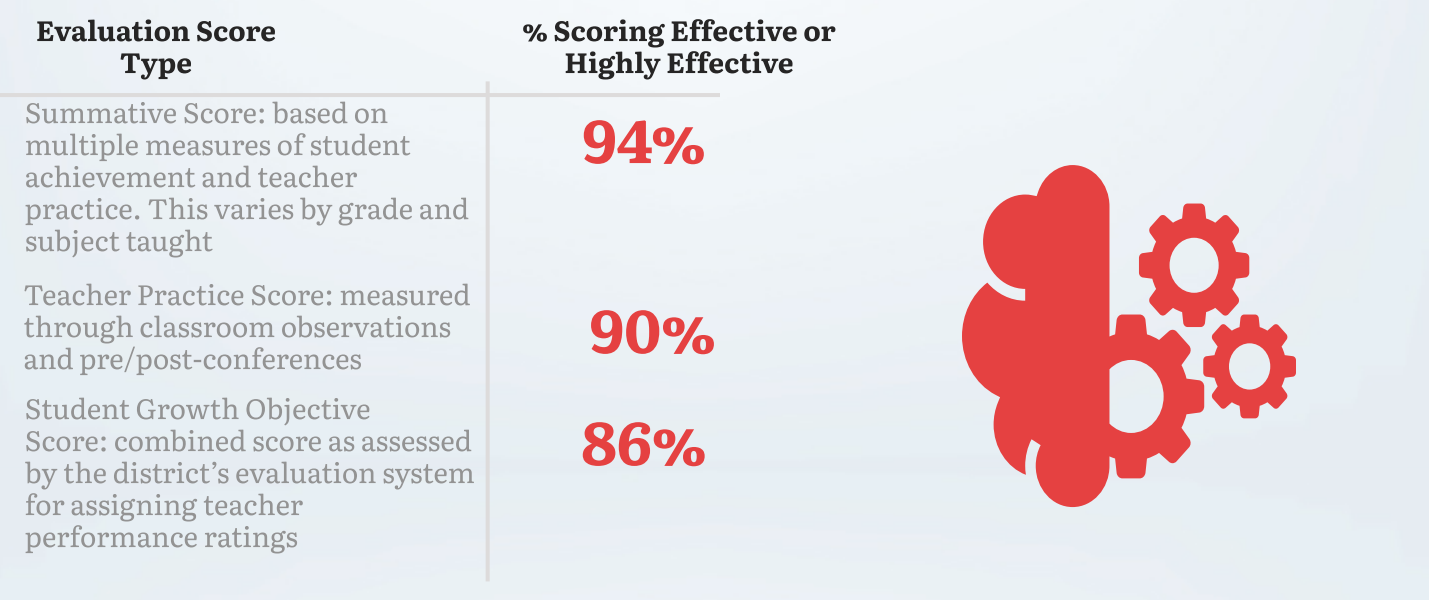


Sammartino School of Education

CAEP Annual Reporting Measures

Impact on Learning and Teacher Effectiveness

CAEP Measures 1 and 2: This impact and effectiveness data comes from the New Jersey Department of Education (NJDOE) Education Preparation Provider Annual Report, released summer 2021. This data is for FDU program completers who graduated during the 2017-18 school year who were employed in NJ public schools during the 2018-19 school year. Of the FDU program completers who were evaluated,

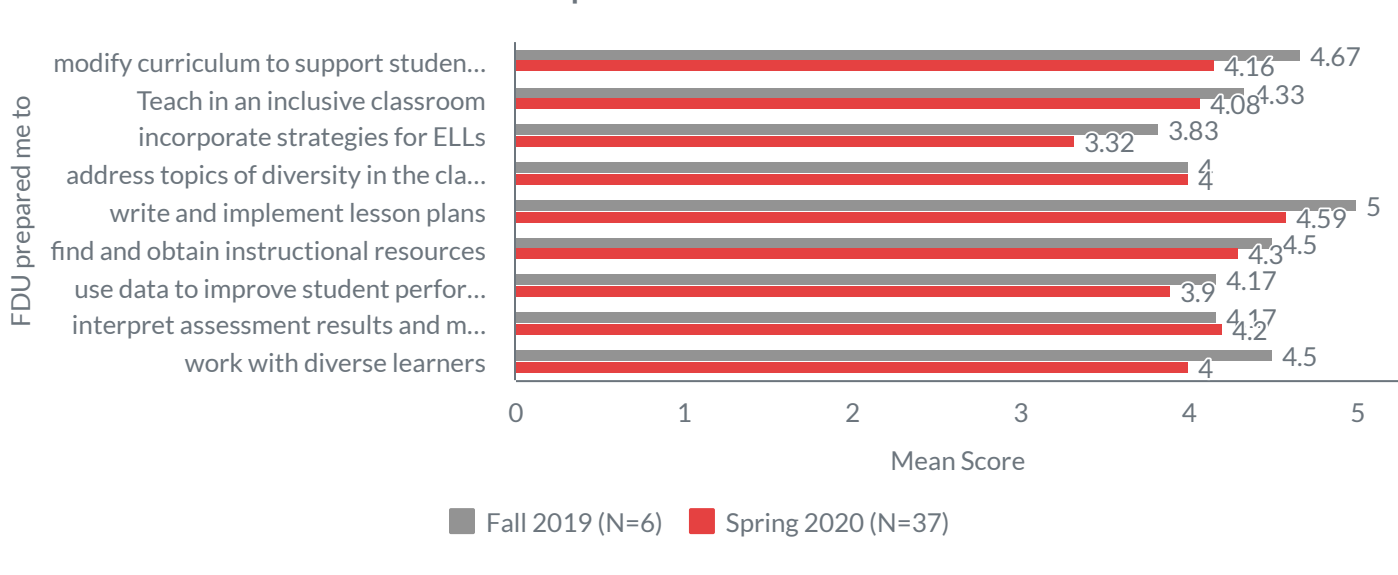


The NJDOE Education Preparation Provider Annual Report can be found at <https://eppdata.doe.state.nj.us/home/2019/Fairleigh%20Dickinson%20University%20-%20CEAS/All%20Programs>

Satisfaction of Employers and Completers

CAEP Measures 3 and 4: Some employer satisfaction data is available through the NJDOE Education Preparation Provider Annual Report, at https://drive.google.com/file/d/12FA8bq_nUiJBDfVCnoaPpy4R0nvdK23Y/view?usp=sharing Each year FDU surveys alumni of our teacher preparation programs. The two surveys ask graduates about their perceptions of preparedness to teach and program satisfaction. In the 2019-2020 academic year, 43 FDU initial teacher education program graduates responded to the university-created survey, 6 in the fall and 37 in the spring (1 = strongly disagree and 5 = strongly agree).

Completer Satisfaction



Program Completers

CAEP Measure 5

Year	Initial	Advanced	Total
2017-2018	97	45	142
2018-2019	54	25	79
2012-2020	47	9	56

Advanced Program Completers 2019-2020 *

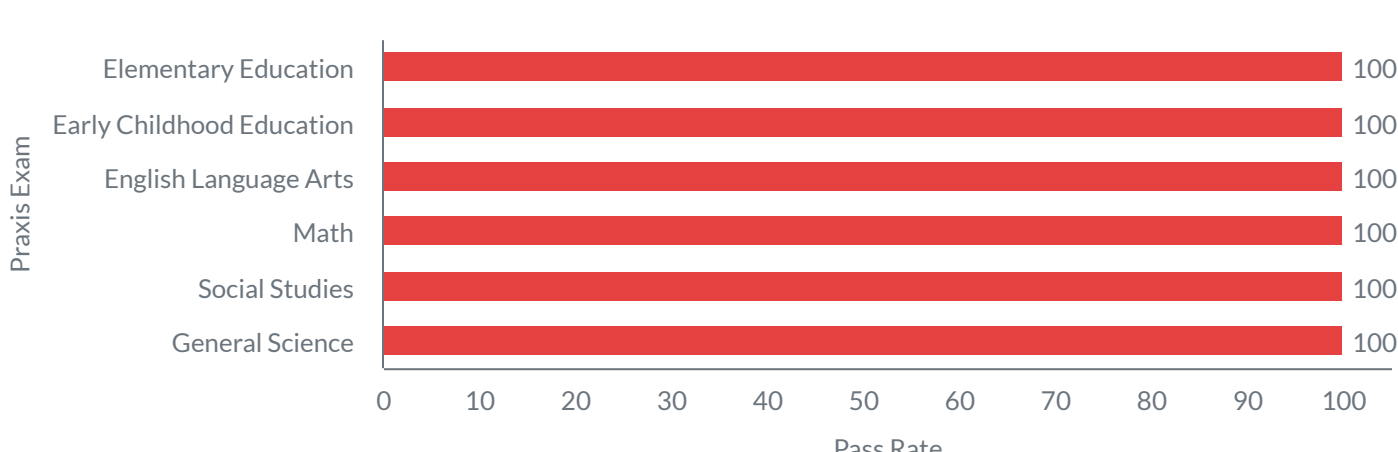
Educational Leadership	6
Teacher of Students with Disabilities	2
Reading Specialist	2
School Psychologist	1

*Some completers earned certification in more than one program.

Ability to Meet Licensure Requirements

CAEP Measure 6: Initial candidates at FDU are successful in passing the NJ state required Praxis II exams. In the 2019-2020 school year, all candidates in all subject areas passed the Praxis II exams. Title II Reports for FDU can be found at https://drive.google.com/open?id=1CuSu5QKNorEtKEbyfSD4nbziv4a67_2-

Candidate Pass Rates on Praxis II Exams



Hiring Rates

CAEP Measure 7: The New Jersey Department of Education provides data on completers who are hired and retained in NJ public K-12 schools. That data is available through the link https://drive.google.com/file/d/12FA8bq_nUiJBDfVCnoaPpy4R0nvdK23Y/view?usp=sharing



Default Rates

CAEP Measure 8: The federal student aid default rate is retrieved from the Department of Education website. This most recent data was published in September 2020. For FDU, it can be found at https://nslds.ed.gov/nslds/nslds_SA/defaultmanagement/cohortdetail_3yr.cfm?sno=0&ope_id=002607



School Default Rates FY 2017, 2016, and 2015

[RETURN TO RESULTS](#)

Record 1 of 1

OPe ID	School	Type	Control	PRGMS	FY2017	FY2016	FY2015
002607	FAIRLEIGH DICKINSON UNIVERSITY 1000 RIVER ROAD TEANECK NJ 07666-1996	Master's Degree or Doctor's Degree	Private	Both (FFEL/FDL)	Default Rate: 8.1 No. In Default: 180 No. In Repay: 2,200 Enrollment figures: 14,126 Percentage: 15.5	7.6 163 2,130 14,096 15.1	6.1 136 2,202 13,642 16.1

ENROLLMENT: To provide context for the Cohort Default Rate (CDR) data we include enrollment data (students enrolled at any time during the year) and a corresponding percentage (borrowers entering repayment divided by that enrollment figure). While there is no direct relationship between the timing of when a borrower entered repayment (October 1 through September 30) and any particular enrollment year, for the purpose of these data, we have chosen to use the academic year ending on the June 30 prior to the beginning of the cohort year (e.g., FY 2017 CDR Year will use 2015-2016 enrollment).

Current Date : 04/21/2021

