








# Accessing your form using a computer

Fillable forms work best when opening it in a .pdf viewer or editor. [Adobe Acrobat Reader](#) is free to download and allows you to digitally sign documents. If your form is opening in a new tab within your browser, you will not be able to utilize the forms full capabilities, such as its digital signature feature. If you are unable to download the form when it opens in a new browser tab, please find your browser in the chart below and follow the troubleshooting instructions. Once downloaded, you can also upload the file and complete it through Adobe's online '[Fill and sign a PDF](#)' if you do not have Adobe Acrobat Reader.

For help on signing the form using the pen tool please visit [https://helpx.adobe.com/acrobat/using/signing-pdfs.html#sign\\_a\\_pdf](https://helpx.adobe.com/acrobat/using/signing-pdfs.html#sign_a_pdf) or for help on setting up a certificate-based signature please visit <https://helpx.adobe.com/acrobat/using/certificate-based-signatures.html>

If you are having any complications after following the instructions, please print and complete the form (with signature). Then take a photo or scan your completed form and email it as an attachment.

<p><a href="#">Google Chrome</a></p> 	<ul style="list-style-type: none"><li>• Located at the top right corner of the browser select the three dots</li><li>• Select the 'Settings' option</li><li>• Select 'Privacy and security' in the menu on the left</li><li>• Select 'Site Settings'</li><li>• At the bottom expand 'Additional content setting' and select 'PDF documents'</li><li>• Turn on 'Download PDF files instead of automatically opening them in Chrome' (switch on right should be blue)</li><li>• Once the download is complete open the file by choosing your .pdf viewer or editor</li></ul>
<p><a href="#">Mozilla Firefox</a></p> 	<ul style="list-style-type: none"><li>• Located on the top right corner of the browser, select the three bars</li><li>• Select 'Options'</li><li>• Scroll down to 'Files and Applications'</li><li>• Under the 'Applications' heading find 'Portable Document Format (PDF)' and change the action from 'Open in Firefox' to 'Save File' by selecting the dropdown arrow</li><li>• Once the download is complete open the file by choosing your .pdf viewer or editor</li></ul>
<p><a href="#">Microsoft Edge</a></p> 	<ul style="list-style-type: none"><li>• Located at the top right corner of the browser select the three dots</li><li>• Select the 'Settings' option</li><li>• Select 'Cookies and site permissions' in the menu on the left</li><li>• Scroll down and select 'PDF documents'</li><li>• Turn on 'Always download PDF files' (switch on right should be blue)</li><li>• Once the download is complete open the file by choosing your .pdf viewer or editor</li></ul>
<p><a href="#">Opera</a></p> 	<ul style="list-style-type: none"><li>• Located on the top right corner of the browser, select the three bars to open 'Easy Setup'</li><li>• Scroll to the bottom and select 'Go to full browser settings'</li><li>• Under the 'Privacy and security' heading select 'Site Settings'</li><li>• At the bottom expand 'Additional content settings' and select 'PDF documents'</li><li>• Turn on 'Download PDF files instead of automatically opening them in Opera' (switch on right should be blue)</li><li>• Once the download is complete open the file by choosing your .pdf viewer or editor</li></ul>

<p><a href="#">Brave</a></p> 	<ul style="list-style-type: none"><li>• Located on the top right corner of the browser, select the three bars</li><li>• Select the 'Settings' option</li><li>• Select 'Privacy and security' under the 'Additional settings' dropdown on the menu to the left</li><li>• Select 'Site and Shields Settings'</li><li>• At the bottom expand 'Additional content setting' and select 'PDF documents'</li><li>• Turn on 'Download PDF files instead of automatically opening them in Brave' (switch on right should be red)</li><li>• Once the download is complete open the file by choosing your .pdf viewer or editor</li></ul>
<p><a href="#">Vivaldi</a></p> 	<ul style="list-style-type: none"><li>• Located at the bottom left corner of the browser, select the gear icon</li><li>• Select 'Webpages' from the menu on the left</li><li>• Scroll down to 'Plugins'</li><li>• Uncheck the 'Enable Internal PDF Viewer'</li><li>• Select to link to the form and choose 'Save' from the popup window</li><li>• Once the download is complete open the file by choosing your .pdf viewer or editor</li></ul>
<p><a href="#">Apple Safari</a></p>  <b>Safari</b>	<p>Troubleshooting instructions coming soon</p>